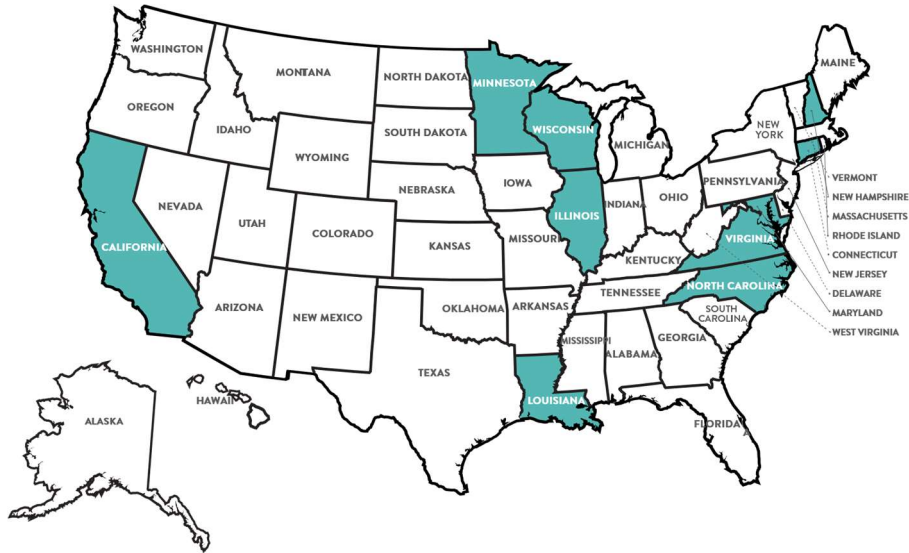
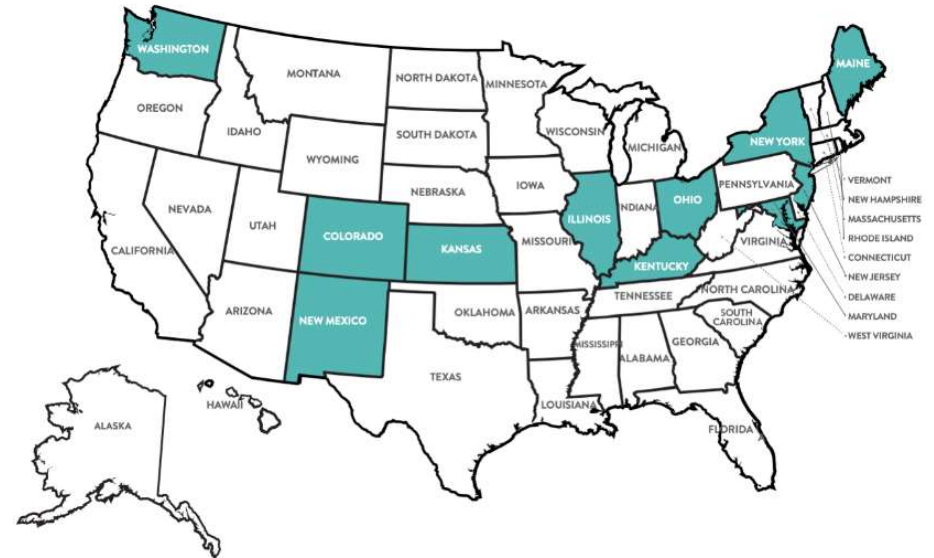


RELEASE MECHANISMS & DATA

Released through Correction Agency



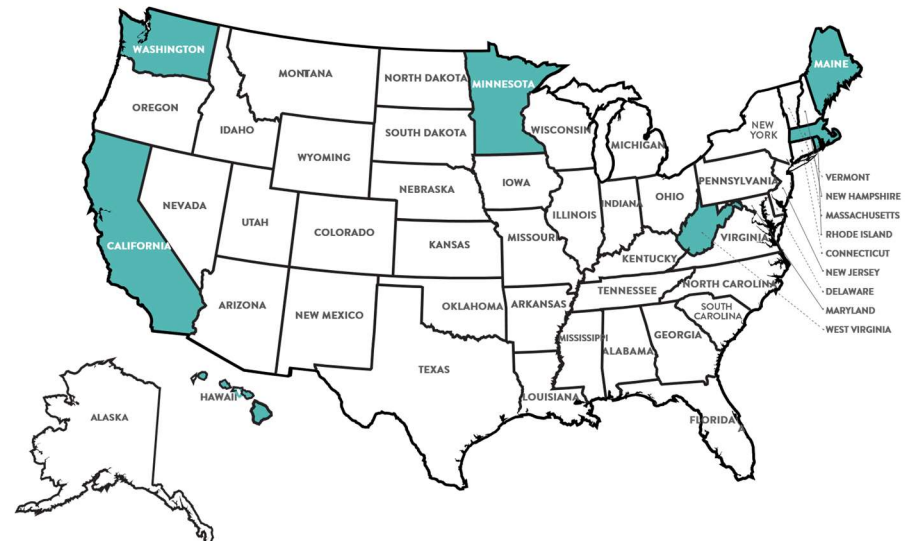
Released through Executive Action



Released through Parole



Released through Other Source (i.e. courts)



Total Released: 17,600+



| State | Release through Corrections Agency | Release through Executive Action | Release through Parole | Release through Other Source | Total Number of Individuals Released |
|----------------|------------------------------------|----------------------------------|------------------------|------------------------------|--------------------------------------|
| Arkansas | | | X | | 300 |
| California | X | | | X | 3,418 |
| Colorado | | X | | | 290 |
| Connecticut | X | | | | 1,135 |
| Florida | | | X | | 3 |
| Hawaii | | | | X | 101 |
| Illinois | X | X | | | 264 |
| Iowa | | | X | | 482 |
| Kansas | | X | | | 6 |
| Kentucky | | X | | | 1,235 |
| Louisiana | X | | | | 92 |
| Maine | | | | X | 74 |
| Maryland | X | X | X | | Unclear |
| Massachusetts | | | X | X | 934 |
| Michigan | | | X | | Unclear |
| Minnesota | X | | | X | 26 |
| New Hampshire | X | | | | Unclear |
| New Jersey | | X | | | 368 |
| New Mexico | | X | | | 33 |
| New York | | X | | | Unclear |
| North Carolina | X | | | | 677 |
| North Dakota | | | X | | 119 |
| Ohio | | X | | | 167 |
| Oklahoma | | | X | | 12 |
| Pennsylvania | | | X | | 894 |
| Rhode Island | | | | X | 52 |
| Utah | | | X | | Unclear |
| Virginia | X | | X | | 427 |
| Washington | | X | | X | 334 |
| West Virginia | | | X | X | 140 |
| Wisconsin | X | | X | | 1,572 |
| Federal | X | | | | 4,521 |