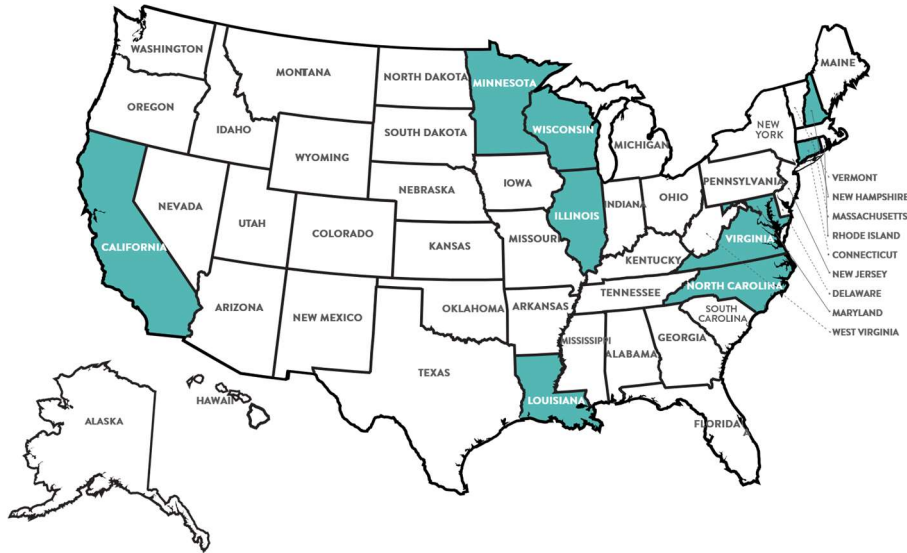
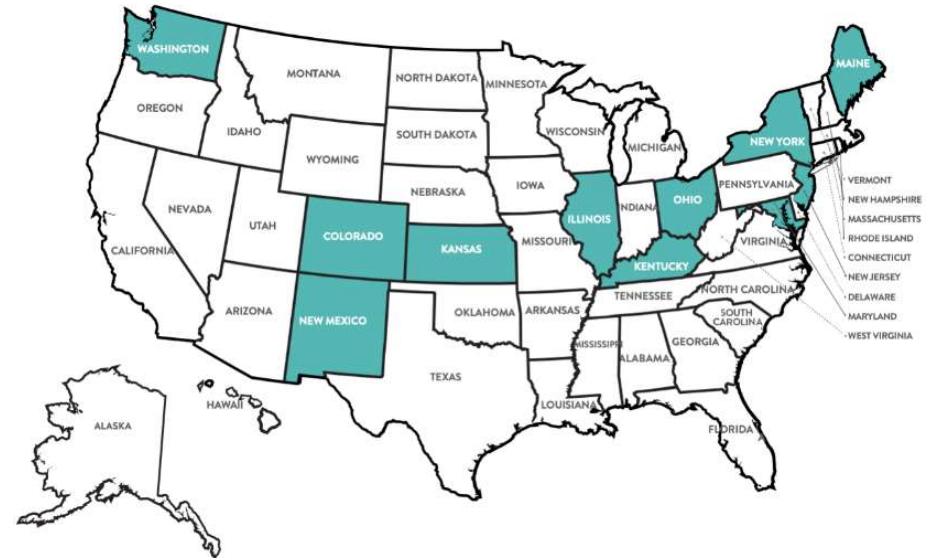


RELEASE MECHANISMS & DATA

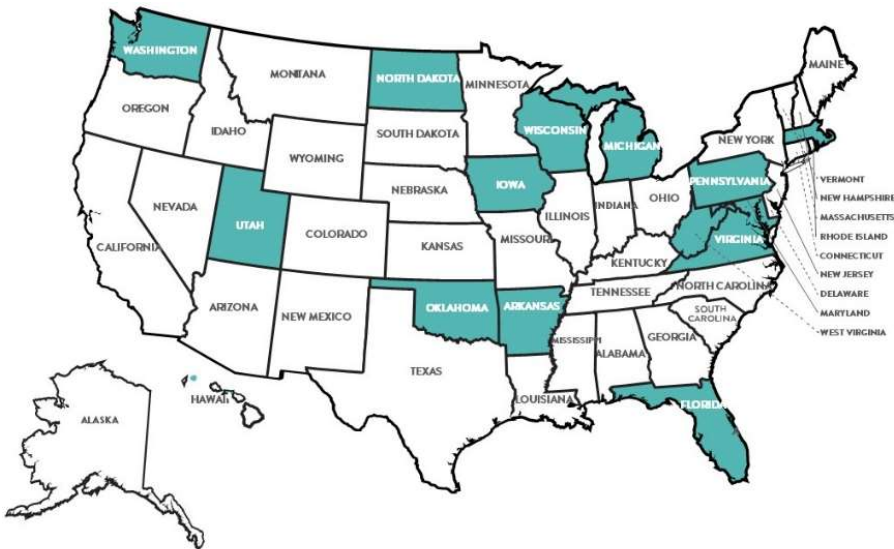
Released through Correction Agency



Released through Executive Action



Released through Parole



Released through Other Source (i.e. courts)



Total Released: 17,800+



State	Release through Corrections Agency	Release through Executive Action	Release through Parole	Release through Other Source	Total Number of Individuals Released
Arkansas			X		300
California	X			X	3,418
Colorado		X			290
Connecticut	X				1,135
Florida			X		3
Hawaii				X	101
Illinois	X	X			264
Iowa			X		482
Kansas		X			6
Kentucky		X			1,235
Louisiana	X				92
Maine				X	74
Maryland	X	X	X		Unclear
Massachusetts			X	X	934
Michigan			X		Unclear
Minnesota	X			X	26
New Hampshire	X				Unclear
New Jersey		X			368
New Mexico		X			33
New York		X			Unclear
North Carolina	X				677
North Dakota			X		119
Ohio		X			167
Oklahoma			X		12
Pennsylvania			X		894
Rhode Island				X	52
Utah			X		Unclear
Virginia	X		X		456
Washington		X		X	334
West Virginia			X	X	140
Wisconsin	X		X		1,572
Federal	X				4,617