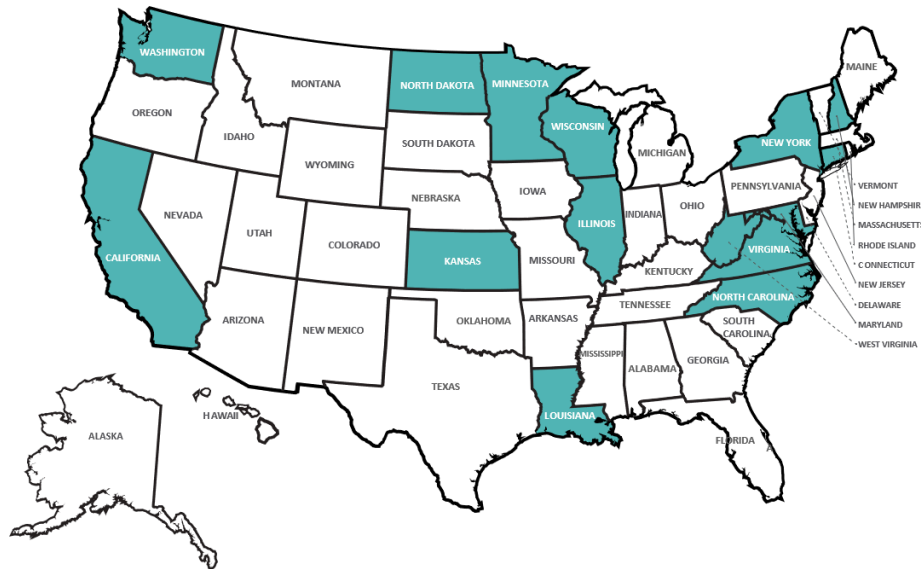
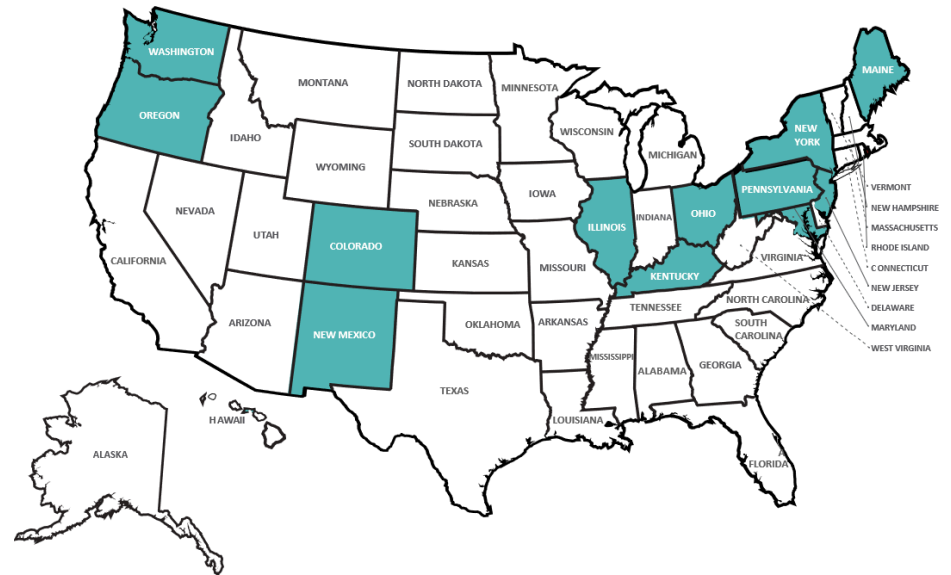


RELEASE MECHANISMS & DATA

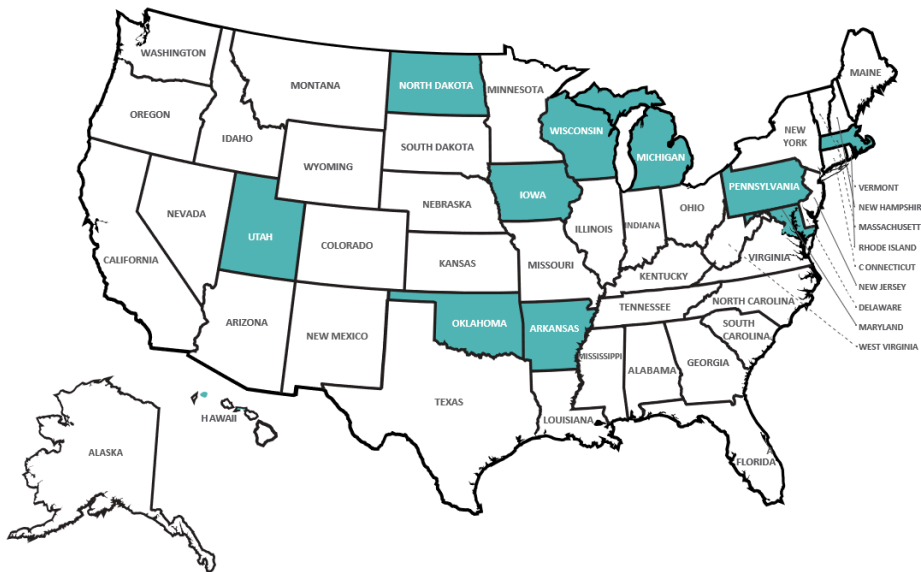
Released through Correction Agency



Released through Executive Action



Released through Parole



Released through Other Source (i.e. courts)



Total Released: 43,000 +



State	Release through Corrections Agency	Release through Executive Action	Release through Parole	Release through Other Source	Total Number of Individuals Released
Arkansas			X		Over 1,200
California	X			X	10,500
Colorado		X			310
Connecticut	X				Unclear
Hawaii				X	Unclear
Illinois	X	X			Unclear
Iowa			X		Unclear
Kansas	X				15
Kentucky		X			1,881
Louisiana	X				63
Maryland	X	X	X		Unclear
Massachusetts	X		X	X	1777
Michigan			X		Unclear
Minnesota	X				349
New Hampshire	X				Unclear
New Jersey		X			369
New Mexico		X			290
New York	X	X			2,945
North Carolina	X				Over 1,500
North Dakota	X		X		139
Ohio		X			166
Oklahoma			X		Unclear
Oregon		X			101
Pennsylvania		X	X		159
Rhode Island				X	52
Utah			X		730
Virginia	X				1,217
Washington	X	X			1,016
West Virginia	X				225
Wisconsin	X		X		Unclear
Federal	X				18,747